

Human SIRP alpha V2/CD172a Protein

Cat. No. SRP-HM2V2

Description

Source	Recombinant Human SIRP alpha V2/CD172a Protein is expressed from HEK293 with hFc tag at the C-Terminus. It contains Glu31-Arg369.
Accession	AAH26692.1
Molecular Weight	The protein has a predicted MW of 63.9 kDa. Due to glycosylation, the protein migrates to 75-85 kDa based on Tris-Bis PAGE result.
Endotoxin	Less than 1EU per µg by the LAL method.
Purity	> 95% as determined by Tris-Bis PAGE > 95% as determined by HPLC

Formulation and Storage

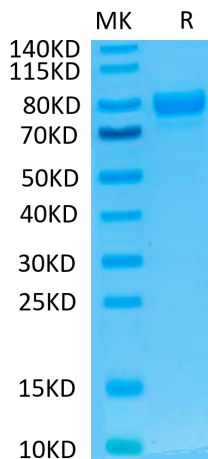
Formulation	Lyophilized from 0.22µm filtered solution in PBS (pH 7.4). Normally 8% trehalose is added as protectant before lyophilization.
Reconstitution	Centrifuge the tube before opening. Reconstituting to a concentration more than 100 µg/ml is recommended. Dissolve the lyophilized protein in distilled water.
Storage	-20 to -80°C for 12 months as supplied from date of receipt. -20 to -80°C for 3-6 months in unopened state after reconstitution. 2-8°C for 2-7 days after reconstitution. Recommend to aliquot the protein into smaller quantities for optimal storage. Please minimize freeze-thaw cycles.

Background

Signal regulatory protein α (SIRP α) is a regulatory membrane glycoprotein from SIRP family expressed mainly by myeloid cells and also by stem cells or neurons. SIRP α acts as inhibitory receptor and interacts with a broadly expressed transmembrane protein CD47 also called the "don't eat me" signal. Cancer cells highly expressed CD47 that activate SIRP α and inhibit macrophage-mediated destruction.

Assay Data

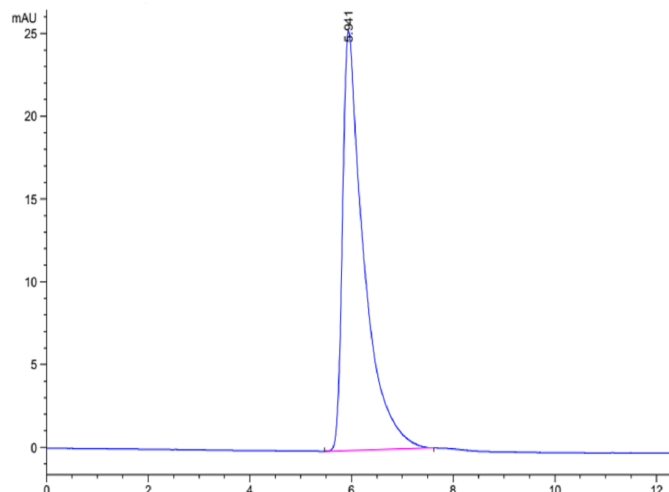
Tris-Bis PAGE



Human SIRP alpha V2 on Tris-Bis PAGE under reduced condition. The purity is greater than 95%..

SEC-HPLC

Assay Data

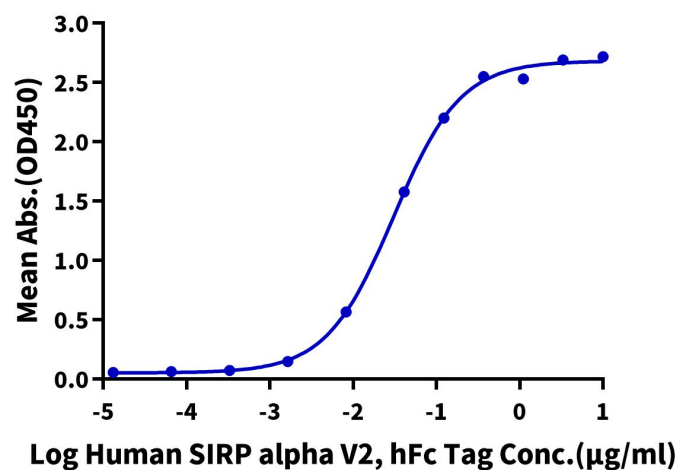


The purity of Human SIRP alpha V2 is greater than 95% as determined by SEC-HPLC.

ELISA Data

Human SIRP alpha V2, hFc Tag ELISA

0.1µg Human CD47, His Tag Per Well

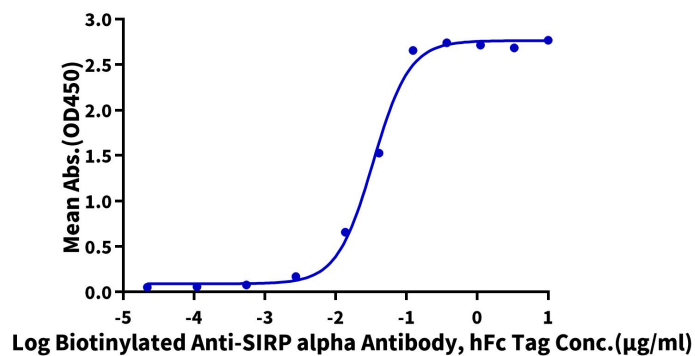


Immobilized Human CD47 at 1µg/ml (100µl/Well). Dose response curve for Human SIRP alpha V2, hFc Tag with the EC50 of 30.6ng/ml determined by ELISA (QC Test).

ELISA Data

Human SIRP alpha V2, hFc Tag ELISA

0.05µg Human SIRP alpha V2, hFc Tag Per Well



Immobilized Human SIRP alpha V2, hFc Tag at 0.5µg/ml (100µl/Well) on the plate. Dose response curve for Biotinylated Anti-SIRP alpha Antibody, hFc Tag with the EC50 of 33.9ng/ml determined by ELISA.